



Seiho International.Inc.

# SUBMITTAL SHEET

www.seiho.com

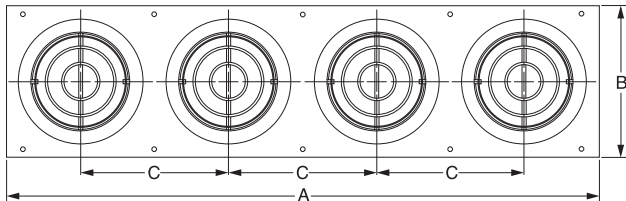
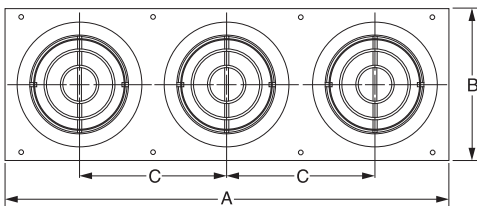
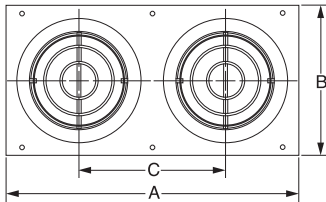
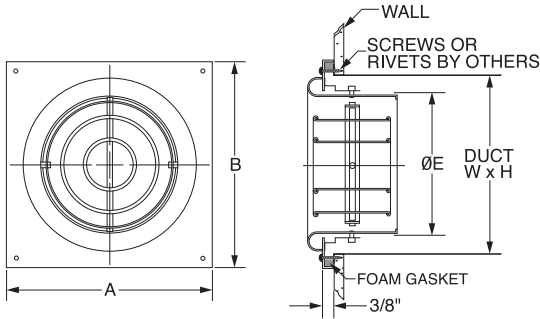
## Model: NT-P

TurboNozzle Panel

- Available up to 4 NTs per Panel
- Individually Adjustable TurboNozzles
- Uses Standard Ducts

● **Material:**  
TurboNozzle-Aluminum  
Plate-Stainless Steel (304)

● **Standard Finish:**  
TurboNozzle-Clear Anodized  
Plate-Brushed  
Custom Colors Available



MODEL	DUCT SIZE		A	B	ØE
	SQUARE W x H	ROUND (Ø) INCHES			
NT 4P	6x6	6	7.5	7.5	4
NT 6P	8x8	8	9.5	9.5	6
NT 8P	10x10	10	12	12	8
NT 10P	12x12	12	14	14	10
NT 12P	14x14	14	17	17	12
NT 14P	16x16	16	19	19	14
NT 16P	18x18	18	21	21	16

MODEL	DUCT SIZE WxH	NT SIZE X QTY.	A	B	C
NT 4-2P	13.5x6	NT 4 X 2	15	7.5	7.5
NT 4-3P	21x6	NT 4 X 3	22.5	7.5	7.5
NT 4-4P	28.5x6	NT 4 X 4	30	7.5	7.5
NT 6-2P	17.5x8	NT 6 X 2	19	9.5	9.5
NT 6-3P	27x8	NT 6 X 3	28.5	9.5	9.5
NT 6-4P	36.5x8	NT 6 X 4	38	9.5	9.5
NT 8-2P	22x10	NT 8 X 2	24	12	12
NT 8-3P	34x10	NT 8 X 3	36	12	12
NT 8-4P	46x10	NT 8 X 4	48	12	12
NT10-2P	26x12	NT10 X 2	28	14	14
NT10-3P	40x12	NT10 X 3	42	14	14
NT10-4P	54x12	NT10 X 4	56	14	14
NT12-2P	31x14	NT12 X 2	34	17	17
NT12-3P	48x14	NT12 X 3	51	17	17
NT12-4P	65x14	NT12 X 4	68	17	17
NT14-2P	35x16	NT14 X 2	38	19	19
NT14-3P	54x16	NT14 X 3	57	19	19
NT14-4P	73x16	NT14 X 4	76	19	19
NT16-2P	39x18	NT16 X 2	42	21	21
NT16-3P	60x18	NT16 X 3	63	21	21
NT16-4P	81x18	NT16 X 4	84	21	21

Product information is subject to change without notice. All dimensions in inches.

JOB NAME: \_\_\_\_\_  
 LOCATION: \_\_\_\_\_  
 ARCHITECT: \_\_\_\_\_  
 ENGINEER: \_\_\_\_\_  
 CONTRACTOR: \_\_\_\_\_

SUBMITTED BY: \_\_\_\_\_

DATE: \_\_\_\_\_

**Model NT-P**  
TurboNozzle Panel

Form No.250-22